

Ross Stores, Inc.

Ticket Placement Guidelines

Ross Stores Ticket Placement Guidelines

Table of Contents

General Marking Instructions	4
Ticket Stock	4
Placement.....	4
Men's and Women's Apparel.....	5
Denim	5
Pants (all but denim jeans)	5
Skirts.....	6
Social Dresses.....	6
Tops, Dresses.....	7
Shirt, T-Shirt, top, blouse, dress, with No Label.....	7
Outerwear	8
2-Piece Items (including Dresses, Suits, Swimwear, Pajama Sets).....	9
Underwear and Panties (non-packaged)	10
Underwear, T-Shirts and Dress Shirts (packaged)	10
Hosiery and Socks.....	11
Knee High and Single Socks	11
Knee High Hosiery and Pantyhose	12
Bras	13
Swimwear	13
Accessories.....	14
Gloves	14
Hair Accessories.....	14
Belts.....	14
Hats	15
Baseball Caps.....	15
Headbands	15
Scarves and Sunglasses	16
Umbrellas.....	16
Wallets and Boxed Accessories.....	16
Slippers.....	17
Handbags and Briefcases.....	17
Children's Apparel	18
Pants	18
Skirts.....	18
Tops and Dresses.....	18
2-Piece Items.....	18

Ross Stores Ticket Placement Guidelines

Cosmetics	19
Fragrance and Body Products	19
Boxed Soaps	19
Bottled Bath Products	20
Body Butter Products	20
Cosmetic Accessories	21
Packaged Cosmetic Accessories	21
Fine Jewelry	22
Baby Jewelry	22
Bracelets, Necklaces and Anklets	22
Earrings	22
Rings	23
Charms	23
Bangle Bracelets and Cuffs	23
Watches	24
Shoes	25
Shoes -- Loafers, Sandals, Pumps, Flats	25
Athletic and Kid's Shoes	25
Boots	26
Bed and Bath	27
Towels and washcloths	27
Pillows	27
Sheets, Window Treatments and Linens	27
Comforters, Blankets, Quilts, Mattress Pads and Featherbeds	28
Bathmats and rugs	28
Home Accents	29
Ceramics, Figurines and Giftware	29
Open Stock Glassware, Ceramics, Figurines and Giftware	29
All Boxed Product	30
Boxed Glassware and Ceramics	30
Frames	31
Mirrors and Framed Art	31
Floral	32
Furniture and Wire Accessories	32
Rugs	33
Storage and Baskets	33
Housewares (including utensils, lunchbags and accessories)	34
Textiles	34

Ross Stores Ticket Placement Guidelines

Luggage.....	34
Cookware, Bakeware and Cutlery	35
Food, Candy and Snacks	35
Lampshades	36
Stationary, Giftwrap, DVDs, Videos, Toys and Games.....	37
Candles	37
Decorative Storage Boxes	37
Photo Albums and Books	38
Racquets	39
Inflatable Sporting Goods	39
Packaged Sporting Goods.....	39

Ross Stores Ticket Placement Guidelines

Never Cover vendor, size or product information with the Ross ticket.

General Marking Instructions

Ross Stores, Inc. requires the following on all pre-ticketed orders.

Ticket Stock

- Ticket stock will be supplied by Ross Stores.
- Do not print alternative ticket stock.

Placement

- Never cover vendor, size or product information with the Ross ticket.
- Never damage product with Ross ticket.



Ross Stores Ticket Placement Guidelines

Never Cover vendor, size or product information with the Ross ticket.

Men's and Women's Apparel

Denim

Through vendor label



Pants (all but denim jeans)

Left seam under waistband



Ross Stores Ticket Placement Guidelines

Never Cover vendor, size or product information with the Ross ticket.

Skirts

Left seam under waistband



Social Dresses

Price ticket through vendor neck label, special occasion tag through left side seam, 6 inches from armpit.



Ross Stores Ticket Placement Guidelines

Never Cover vendor, size or product information with the Ross ticket.

Tops, Dresses

Through vendor neck label



Shirt, T-Shirt, top, blouse, dress, with No Label

If there is no vendor neck label to attach the ticket to, attach the ticket to the neck seam where the vendor label is usually found



Ross Stores Ticket Placement Guidelines

Never Cover vendor, size or product information with the Ross ticket.

Outerwear

Through vendor neck label or hangtag.



Ross Stores Ticket Placement Guidelines

Never Cover vendor, size or product information with the Ross ticket.

2-Piece Items (including Dresses, Suits, Swimwear, Pajama Sets)

Price ticket on main garment, SKU only ticket on 2nd garment.



Robes, Loungewear, Gowns, Camisoles and Slips

Through vendor neck label



Ross Stores Ticket Placement Guidelines

Never Cover vendor, size or product information with the Ross ticket.

Underwear and Panties (non-packaged)

Left seam under waistband

Exception

If no waistband: place ticket in left side seam at the top of the garment.

If no side seam: place ticket on left top side of garment.



Underwear, T-Shirts and Dress Shirts (packaged)

Center right side of package



Ross Stores Ticket Placement Guidelines

Never Cover vendor, size or product information with the Ross ticket.

Hosiery and Socks

Center right side of package



Knee High and Single Socks

RTW ticket – next to hanger

Sticky ticket - On vendor tag or label, do not cover vendor information.



Ross Stores Ticket Placement Guidelines

Never Cover vendor, size or product information with the Ross ticket.

Knee High Hosiery and Pantyhose

Front upper right corner don't cover vendor size or style



Ross Stores Ticket Placement Guidelines

Never Cover vendor, size or product information with the Ross ticket.

Bras


Inside Top of Left Side Seam



Swimwear

1-piece - Inside Top of Left Side Seam

2-Piece marked as a set - Inside Top of Left Side Seam with 2-piece ticket



2-Piece marked as separates - Inside Top of Left Side Seam with vendor hang tags in both top and bottom



Ross Stores Ticket Placement Guidelines

Never Cover vendor, size or product information with the Ross ticket.

Accessories

Gloves

Inside Top of Left Side Seam



Hair Accessories

On back of card



Belts

Through belt buckle



Ross Stores Ticket Placement Guidelines

Never Cover vendor, size or product information with the Ross ticket.

Hats

In vendor label



Baseball Caps

J Hook/Top of Cap



Headbands

At the back



Ross Stores Ticket Placement Guidelines

Never Cover vendor, size or product information with the Ross ticket.

Scarves and Sunglasses

In vendor label



Umbrellas

Through Loop or On Hang Tag



Wallets and Boxed Accessories

Inside Wallet/Outside of Box (2)



Ross Stores Ticket Placement Guidelines

Never Cover vendor, size or product information with the Ross ticket.

Slippers

Top right corner



Handbags and Briefcases

Around base of handle



Ross Stores Ticket Placement Guidelines

Never Cover vendor, size or product information with the Ross ticket.

Children's Apparel

<p>Pants Left seam under waistband</p>	<p>Skirts Left seam under waistband</p>
	
<p>Tops and Dresses Through vendor neck label</p>	<p>2-Piece Items Price ticket on main garment, SKU only ticket on 2nd garment.</p>
	

Ross Stores Ticket Placement Guidelines

Never Cover vendor, size or product information with the Ross ticket.

Cosmetics

Fragrance and Body Products

Top left side of package



Boxed Soaps

Bottom, right corner



Ross Stores Ticket Placement Guidelines

Never Cover vendor, size or product information with the Ross ticket.

Bottled Bath Products

On side of bottle or back of tube towards bottom



Body Butter Products

On bottom. Do not cover list of ingredients.



Ross Stores Ticket Placement Guidelines

Never Cover vendor, size or product information with the Ross ticket.

Cosmetic Accessories

Around base of handle or through seam



Packaged Cosmetic Accessories

Front, right corner



Ross Stores Ticket Placement Guidelines

Never Cover vendor, size or product information with the Ross ticket.

Fine Jewelry

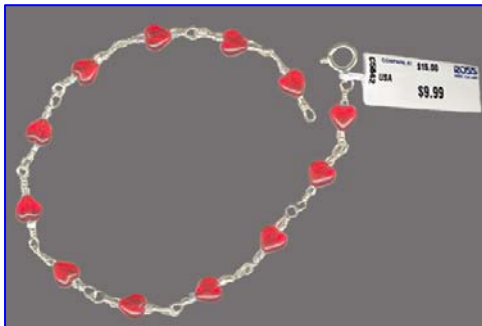
Baby Jewelry

Any corner



Bracelets, Necklaces and Anklets

On male end



Earrings

On right earring



Ross Stores Ticket Placement Guidelines

Never Cover vendor, size or product information with the Ross ticket.

Rings

Around shank of ring



Charms

Through bale



Bangle Bracelets and Cuffs

Around item or inside



Ross Stores Ticket Placement Guidelines

Never Cover vendor, size or product information with the Ross ticket.

Watches

Through band buckle



Ross Stores Ticket Placement Guidelines

Never Cover vendor, size or product information with the Ross ticket.

Shoes


Shoes -- Loafers, Sandals, Pumps, Flats

Inside of right shoe at heel. Face ticket so that "Ross" is toward heel, price to toe.



Athletic and Kid's Shoes

On right shoe through lace eyelet, zipper or strap.



Ross Stores Ticket Placement Guidelines

Never Cover vendor, size or product information with the Ross ticket.

Boots

On sole of right shoe in the middle. Face ticket so that "Ross" is toward heel, price toward toe. Lug soles, hangtag ticket through lace eyelet, zipper or strap OR inside of right shoe at heel.



Ross Stores Ticket Placement Guidelines

Never Cover vendor, size or product information with the Ross ticket.

Bed and Bath

Towels and washcloths

Right or left corner of towel



Pillows

On manufacturer's label



Sheets, Window Treatments and Linens

Front upper right corner don't cover vendor size or style



Ross Stores Ticket Placement Guidelines

Never Cover vendor, size or product information with the Ross ticket.

Comforters, Blankets, Quilts, Mattress Pads and Featherbeds

Right, on the side at bottom, do not cover vendor size or style



Bathmats and rugs

Next to vendor label



Ross Stores Ticket Placement Guidelines

Never Cover vendor, size or product information with the Ross ticket.

Home Accents

Ceramics, Figurines and Giftware

On bottom of item unless base is too narrow, ticket on the side where visible



Open Stock Glassware, Ceramics, Figurines and Giftware

On side where visible



Ross Stores Ticket Placement Guidelines

Never Cover vendor, size or product information with the Ross ticket.

All Boxed Product

Front upper right corner don't cover vendor size or style



Boxed Glassware and Ceramics

Front upper right corner don't cover vendor size or style



Ross Stores Ticket Placement Guidelines

Never Cover vendor, size or product information with the Ross ticket.

Frames

Front upper right corner don't cover vendor size or style



Mirrors and Framed Art

Front upper right corner unless:

- **Tray Box:** Top, middle directly on the mirror or glass where preticket will be visible
- **Cardboard Corners:** Top, right more towards the center where preticket will be visible and not covered by the cardboard corners.



Ross Stores Ticket Placement Guidelines

Never Cover vendor, size or product information with the Ross ticket.

Floral

As close to top as possible



Furniture and Wire Accessories

As close to top as possible



Ross Stores Ticket Placement Guidelines

Never Cover vendor, size or product information with the Ross ticket.

Rugs

On top of rug



Storage and Baskets

As close to top as possible



Ross Stores Ticket Placement Guidelines

Never Cover vendor, size or product information with the Ross ticket.

Housewares (including utensils, lunchbags and accessories)

On vendor label or through handle



Textiles

Through upper right corner



Luggage

Main ticket around base of handle, sticky ticket inside of bag



Ross Stores Ticket Placement Guidelines

Never Cover vendor, size or product information with the Ross ticket.

Cookware, Bakeware and Cutlery

Bottom of item



Food, Candy and Snacks

Front upper right corner don't cover vendor size or style. If vendor information will be covered, ticket on bottom of item.



Ross Stores Ticket Placement Guidelines

Never Cover vendor, size or product information with the Ross ticket.

Lampshades

Top, inside of shade




Ross Stores Ticket Placement Guidelines

Never Cover vendor, size or product information with the Ross ticket.

Stationary, Giftwrap, DVDs, Videos, Toys and Games

Front upper right corner don't cover vendor size or style




Candles

Bottom of item



Decorative Storage Boxes

Bottom of item



Ross Stores Ticket Placement Guidelines

Never Cover vendor, size or product information with the Ross ticket.

Photo Albums and Books

Back lower left corner



Ross Stores Ticket Placement Guidelines

Never Cover vendor, size or product information with the Ross ticket.

Racquets

Through opening of handle



Inflatable Sporting Goods

On surface



Packaged Sporting Goods

Front upper right corner don't cover vendor size or style

